

Driver self-service terminal „Self 800“

Fully automatic weight recording

- Digital terminal for weighing vehicles and goods with integrated weighing indicator
- Graphic display and numerical or alphanumerical keyboard for user-friendly dialogue
- For connection to a max. of 2 scales with up to 24 analogue or up to 16 digital load cells
- Lorry identification via bar code cards, optionally magnetic cards
- With thermal printer for immediate document generation or, when linked to an external weighing terminal, printout via printer in the weighing cabin / office
- For wall or pillar mounting
- Optional: variable design of printed images, e.g. for adding additional text to the weighing document (up to 3 headlines and foot notes respectively) and customer logo



Terminal operating panel

Example
numerical
keyboard



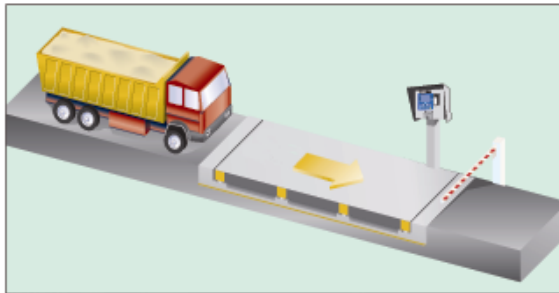
Example
alphanumerical
keyboard



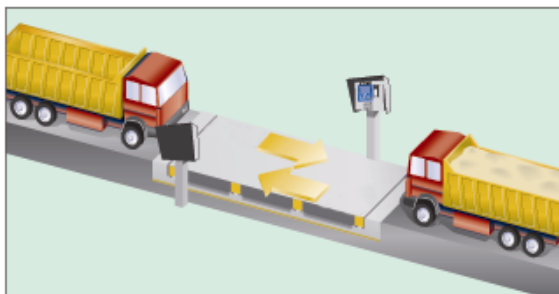
Technical data

- 3 serial interfaces RS 232/422/485 (2 of which reserved for printer and reader)
- 2 relay inputs and 2 relay outputs, for triggering e.g. traffic lights, barriers
- power supply 220-240 V AC, 500 mA, 50/60 Hz (optionally 110-120 V AC, 1A 50/60 Hz)
- operating temperature -10°C to $+50^{\circ}\text{C}$
- relative humidity max. 85%, non-condensing
- scale $d=10,000$ verifiable
- weatherproof with the cover included in the delivery scope
- connection to an external compatible PC keyboard possible (for data entry or updating)

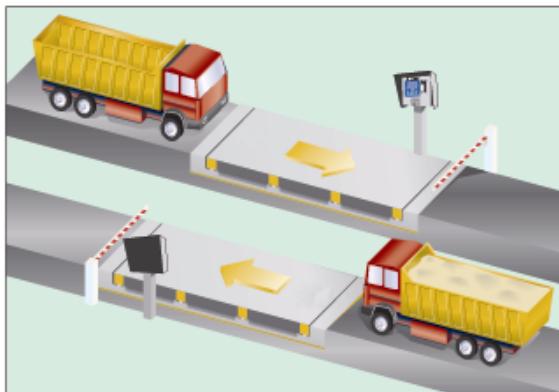
Fully automatic weighing without operating personnel at the scale



Automatic, unmanned weight recording at entry scale with Self 800 user terminal and barrier



Automatic weight recording via networked input and output user terminals on the same scale



Automatic weight data recording with two networked Self 800 user terminals on entry and exit scale with barriers

Self 800 may be operated as a digital weighing terminal or purely as a user terminal with connection to an external weighing terminal, e.g. in the weighing cabin.



Connection to the weighing terminal in the weighing cabin or office for weighing data recording, saving, processing and print-out

Self-service scales for fast automatic weighing:

The driver runs onto the scale, identifies himself by means of a magnetic / bar code reader card for automatic recognition and weighing.

Typical applications are sectors in which the user is the lorry driver, e.g. gravel and sandpits.

Single or double weighing modes

Single weighing

All weight data (gross, net and tare) are listed on a single print-out. In standard operation the gross or net weight is accepted on the scale and indicated on the display with the weighing symbols. Printout via thermal printer at the self-service terminal or separate external printer. The following data are output:

- Date and time
- Goods code (if selected)
- General code (if selected)
- Tare (if featured)
- serial number
- customer code (if selected)
- gross weight (if featured)
- net weight

Prior to print-out an automatic check is run (weight, maximum load).

Double weighing

Is used for weighing vehicles that have to be weighed before and after loading. A first and second weighing is performed (double weighing) in order to establish the empty and full weight. Info data may already be saved (vehicle registration number etc).

Entry/exit weighing jobs may be performed with:

- automatically assigned data call-up (4 digits) for entry/exit weighing
- data call-up according to vehicle registration number (10-place) with entry of the vehicle registration number prior to each weighing job
- master data call-up (4 digits or 10 alphanumerical characters)
- without data call-up code with input of the weight featured at entry weighing prior to the corresponding exit weighing job.

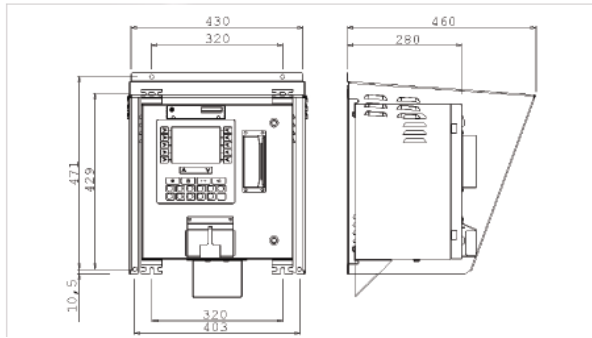
Weighing jobs with predetermined weight data may be performed with:

- data call-up (4 digits) for weighing jobs with predetermined weight data
- data call-up according to code vehicle registration number (10-place)



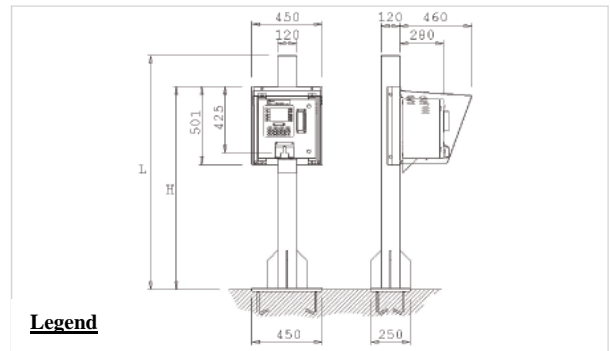
Picture: design
with optional
lockable front lid

Dimensions and weight



Weight: 23 kg
Dimensions in mm.

Fig. 1.1 – Dimensions and weight of terminal in the wall version.



Legend

Short pillar

L=1798 mm
H=1600, 1800 mm

High pillar

L=2903 mm
H=2305, 2505, 2705, 2905 mm

Weight: 23 kg
Dimensions in mm.

Fig. 1.1 – Dimensions and weight of terminal in the pillar version.

The technical design is to a large extent identical to our weighing terminal DWT 800 (please refer here to our production information sheet no. 690)

- Technical data subject to modification without notice-

Pfister Waagen Bilanciai GmbH

Linker Kreuthweg 9 – D-86444 Affing-Mühlhausen (Germany)
T: +49 (0) 82 07 / 9 58 99 -0 – F: +49 (0) 82 07 / 9 58 99 -29
E: sales@pfisterwaagen.de - Internet: www.pfisterwaagen.de

Product information No. 500a

06/2011